
CUYAHOGA WEAVERS GUILD

President's Letter

Dear Weavers

It does not look very much like spring in my backyard but my orchids are blooming. They start as soon as the days get longer. Three houses down the street from me are always the first snowbells. They come out in February. The flowers tell me that I have to be prepared : April is coming, and the guild show is near. Have you woven anything with the show in mind? I only managed two shawls. My little loom is threaded for more dishtowels - I am hooked on dish towels. Weaving should go on no matter what happens in the world. It is possible that the Beachwood Library will not be able to have our exhibit this year, but I am weaving for it anyway. The textures and colors lift my spirit., and giving handmade gifts does the same. I hope you will have new weaving to show when we meet the next time.
Your Elfriede

2019-2020

CUYAHOGA WEAVERS GUILD PROGRAMS-subject to change

Thursday, March 19, 2020 Trip to the Cleveland Museum of Art
CANCELLED

Thursday, April 2, 2020 Study Group
10 am Location Jessie's house Nancy presenting

Friday, April 3, 2020 Set up at the Beachwood Library for our show (12:30-4:00)
Demo dates will be forthcoming, and **Saturday, April 25** - Take down show

Thurs. April 23 & Friday, April 24, 2020

WORKSHOP: Sara Bixler, owner and resident instructor at Red Stone Glen, will join us for a 2-day workshop on Surface Embellishments and Lace Techniques. (see flyer for more information). The flyer follows.

LECTURE (for all on Thurs, April 23rd at 12:30)

Thursday, May 7, 2020 Study Group

10 am Location Bobbie Jones Shafer's house- Patty presenting

Thursday, May 21, 2020 Guild Meeting/Program: Video Viewing

11:30 Meet at the for brown bag lunch.

12 Noon Meeting

12:30 A video to view from our renown library of Weaver' Resources

Monday, June 1, 2020 Hang show in Chagrin Falls at the Joan P. Wenk Gallery, 88 N. Main St., Chagrin Falls (10:00 a.m.)

Show open to the public 10:00 -4:00 pm June 3-19.

June 6-7 12:00-3:00 pm Demonstrations and reception at Gallery.

Thursday, June 18, 2020 At the end of the Weaving Year, our traditional pot luck picnic will be a perfect place to reflect on the year, what was good, what was not, and what we would like to see next year. Bring your creations for Show and Tell. Location: home of Joan Horwich.

Schedule for Study Group meetings for 2020

Please refer to the Guild roster for addresses

April 2, 2020

Jessie Adler's home

Nancy to present

May 7, 2020

Bobbie Jones Shafer's home

Patty to present

My Crackle Experience by Sheri Gittinger


Knowing absolutely nothing about crackle, I decided to take the Polychrome Crackle Workshop with Susan Wilson at Eastern Great Lakes Fiber Conference (EGLCF) in Chautauqua, NY.

Crackle, also called jämtlandsvdv or jämtlanddräll, originating in Sweden and introduced by Mary Atwater. It is a block weave with contrasting rectangles producing as many blocks as shafts available. Crackle is a twill structure that creates a sturdy cloth. To maintain the twill threading order an “incidental” (or extra thread) is placed between blocks.

I have to admit this got a bit complicated for me, and I had a hard time identifying the difference between the different drafts. They all started to just look like blocks!

We were instructed to select from four different crackle threading drafts: large blocks on point, points with curves, curvy diagonal or asymmetrical broken zigzag. I chose curvy diagonal for no particular reason and not knowing how this would affect the different treadling options.


Now the polychrome part – defined as appearance of different colors side by side. Of course, deciding on colors, placement, and height of blocks is the next challenge. Also each color added comes with another shuttle to juggle! The polychrome treadlings started with two shuttles and went up to four shuttles, which can get a bit confusing! Here are a few of the treadlings and pics of my samples:




Classic Crackle (3 shuttles) Above



Crackle as Bronson Lace -Above



Polychrome Crackle



on Opposites

ANNOUNCEMENT about the Beachwood Library Show—New Date!

Stay posted for future developments caused by closures.

The show has moved from May to April 2020.

Please plan accordingly. More details are expected.

April 3, 2020 Set Up for our show at the Beachwood Library, 12:30-4:00

Demonstrations for the Library

April 25, 2020 Take Down 10:00 am

NEWS AND ANNOUNCEMENT from OTHER GUILDS

CONVERGENCE 2020

July 24-30, 2020, Knoxville, Tennessee

The national conference put on by the Handweavers Guild of America. A large range of seminars and workshops on weaving, spinning and related crafts. Multiple exhibitions and other activities. A preliminary schedule available. Registration opens October 1st .

www.weavespindye.org/convergence

News from Medina Weavers Guild

Color and Design in Huck Lace Towels With Rosalie Neilson

May 1-3, 2020

(9 a.m.- 4 p.m. Friday and Saturday) (9 a.m.-noon Sunday)

Weymouth Historical Preservation Society 3314 Myers Rd.
Medina, Ohio 44256

Workshop fee: \$220 members, \$245 non-members

**Officers and
Committee
Chairs
2019 -2020**

*President:
Elfriede Heaney*

*Secretary
Joan Horwich*

*Treasurer:
Jean Jackson*

*Newsletter:
Nancy Allman*

*Membership:
Victoria
Johnson-Parratt*

*Librarian:
Victoria
Johnson-Parratt*

*Card Correspondent:
Ele Richardson*

*Web Mistress:
Nora Eason*

*Hospitality:
Sarah Berg
Debbie Swan*

Publicity:

A great place to volunteer!

*Study Group Facilitator:
Patty Hridel*

*Programs 2019 - 2020
Sheri Gittinger
Patty Hridel*

*Programs 2020 - 2021
Patty Hridel
Victoria Johnson-Parratt*

*Exhibition Committee
Bobbie Shafer
Jean Jackson
Nancy Allman
Victoria Johnson-Parratt
Ele Richardson
Patty Hridel*

*Nominating Committee
A great place to volunteer*

*Weaver emeritus
Rose Rubin
Elly Rose*

*Contributors
Spring Issue
2019 - 2020
Issue 131*

*Nancy Allman
Elfriede Heaney
Sheri Gittinger
Patty Hridel
Victoria Johnson-Parratt*

**DEADLINE FOR FALL
NEWSLETTER IS**

SEPTEMBER 1, 2020

Submit to:
newsletter@cuyahogaweaversguild.com

Cuyahoga Weavers Guild is hosting Sara Bixler

(Thur/Fri.) April 23-24, 2020

Lace Embellishment 2-day workshop

As weavers we have seen these wonderful lacy units our multi-harness looms cannot create ...now it's time to play at creating lace with the use of pick-up sticks. Students will navigate through the wonderful world of creating open, airy spaces within the interior of their weaving with such techniques as Leno Lace, Brook's Bouquet and more on pre-warped

looms. Sara will discuss with students appropriate materials , special tools and their uses as well as recommended-mended applications for these lovely lacy pieces. (Maximum 15 students)

Students will bring a 4-shaft table or floor loom warped according to Sara's instructions.

Sara is the owner and resident instructor of Red Stone Glen Fiber Arts Center. Many of Sara's students praise her ability to guide students through the challenging world of color theory, specifically relating to weaving. Sara has spent many years experimenting with color in weaving focusing her studies in how color relationships are affected by yarn size, luster, sett and weave structure. She loves giving students core principals to follow so they become more confident in their color decisions when designing new pieces.

Location: Beachwood Library 25501 Shaker Blvd.

Beachwood, OH 44122 Time: 9:00 am—5:00 pm

Cost: \$120 for guild members & \$145 for non-guild member

Deposit: Half down (DEADLINE 2/29/20) and balance due at workshop

Name: _____

Address: _____

_____ City,
State, Zip _____

Phone _____ e-
mail _____

Send check to: Patty Hridel, 17592 Lakes Edge Trail, Chagrin Falls, OH 44023

Payable to Cuyahoga Weavers Guild




ABOUT CWG


The Cuyahoga Weavers Guild of Cleveland, Ohio is an organization open to all weavers, spinners and any others interested in textiles and fibers.

The Guild's calendar year is September through June. Meetings are generally held the third Please refer to the Program calendar and descriptions. Brown bag lunch usually starts at 11:30 AM; the business meeting at 12:00 PM and the program by 1:00 PM.

TREY GEHRING



Trey Gehring, textile artist, talked about loom controlled leno lace, "Doup Lace" for the January program.



LANGUAGE AND COMMUNICATION

Victoria Johnson-Parratt

I tried to explain it to Marcos long ago; the only sentence I believe I have to know in any foreign country concerns the location of the ladies bathroom. Everything else I'm comfortable communicating in pantomime. If I started talking to him in Spanish, eventually I was going to tell him of a happy monkey that I had sleeping in my armpit. My limitations could only convey confusion.

The only sentence I felt comfortable saying out loud after a week in Mexico is Mi Espanol es muy mal. Muy, muy mal. Then I'd say sorry, and drop my face in my hands. They'd always laugh, thank God they laughed. They knew what I knew. My Spanish is very, very evil. If I thought to add an "o" at the end, it would have only been very, very bad. They knew my ability to communicate in their language was bad, but saw that I wasn't trying to be bad.

I had some important singular words, and I added a few more. I can please and thank you. I could count to ten, but now I can bless you when you sneeze. I can shop with a finger point and the word Quanto? (how much?), so all's right with the world. I felt I got really good at Buenos Dias, always offering one to every passing soul and always getting one in return. I never developed the proper accent, but I always showed enthusiasm. I took it well when I was corrected into Buenos Tardes. I knew any overconfidence I may exhibit would only get me in trouble. My greatest fears were realized when I was asked a personal question. I understand the pull of curiosity, but deeper conversations were difficult. Directions were impossible.

Luckily for me, the language of thread is universal. I was a weaver in a village of weavers. I wanted them to know I was their kind, so I brought a small example of my work; one complete repeat from the towel I had designed for Marcos and Katie's housewarming present. This wasn't the 20/2 size or a full towel of 10/2, just one perfectly set square, woven without flaw and hemmed. So square that it could fold into a perfect triangle babushka. It's nothing, but I've never fought harder for, or been happier with the result as a weaver. I would pound it with the word tejada into my chest and then spread it open for them to see. It was always the same reaction. They looked down, then looked, then saw, then faces dropped as hands rose. I let go and walked away to enjoy what I couldn't afford while they studied. When we came back together, I was led to the looms. I pointed to their looms and said "dos" while chopping my hands to pantomime shafts. I then I would point to my twill and say :ocho". All necessary details had been covered to open a clear line of communication. After that smiles and pantomime were enough for a conversation.

No one corrected me, not even Tammy; but if you speak Spanish, or have access to Google translate, you will quickly discover that tejada does not mean weaver woman. Tejadora does.

For a solid week, I told the weavers of the village that I was a roof. I think they may have known better. I hope I didn't mention monkeys.



Ele Richardson shares her Pictorial Study Group project



LAKE FARM PARK QUILT SHOW

February program





Weaving in Quotes

“Grief and love are sisters, woven together from the beginning. Their kinship reminds us that there is no love that does not contain loss and no loss that is not a reminder of the love we carry for what we once held close.”

- Francis Weller

Check out these YouTube video:

<https://www.youtube.com/watch?v=apLI5H1usIM>

See How Indigenous Weaving Styles Are Preserved in Guatemala | National

<https://www.youtube.com/watch?v=jlbu-dJuEh0Geographic>

The Art of Making a Tapestry

<https://www.youtube.com/watch?v=gxtJO-KjvVU>

Tapestry Weaving Robb Schinnour

<https://www.youtube.com/watch?v=DErTkQ8IVMY>

The Making of Perspective on a Flat Surface

Check out these links to Tapestry:

<https://americantapestryalliance.org/tapestry-education/tapestry-weaving-technique-videos/>

<https://en.wikipedia.org/wiki/Tapestry>

<https://www.metmuseum.org/blogs/now-at-the-met/2014/making-a-tapestry>

<https://www.sciencenews.org/article/textile-archaeologists-use-ancient-tools-weave-tapestry-past>